



— EST 1967 —

FACINGS

OF AMERICA

LUCE

LUCE PATTERNS



2" Hex
(41 mm x 47 mm)



Feather
(26 mm x 70 mm)



Clipper
(36 mm x 122 mm)



Fin
(31 mm x 126 mm, 31 mm x 144 mm)



Moonlit Pearl



Moonlit Silk



Elevation Pearl



Elevation Silk



Zephyr Pearl



Zephyr Silk



Sugar Cake Pearl



Sugar Cake Silk



Aurora Pearl




Aurora Silk




Bamboo Garden Pearl




Bamboo Garden Silk




Mettle Pearl



Mettle Silk



Earthy Pearl



Earthy Silk



Aero Pearl




Aero Silk




Mineral Springs Pearl




Mineral Springs Silk




Intrigue Pearl




Intrigue Silk



Sani Pearl



Sani Silk



Luce

Expand your design horizons with Luce, a medley of softly textured, handcrafted glass mosaics that transform unexpected shapes into artistic patterns. Keeping on trend with today's movement in color, the semi-opaque tiles in subtle pastel hues absorb and reflect the nuances of light and color in the space around them.

Front Cover: Feather in Mineral Springs Pearl
Below: 2" Hex in Sugar Cake Pearl



Up To 80%
Post-Consumer
Recycled Content

